CAD FILE:

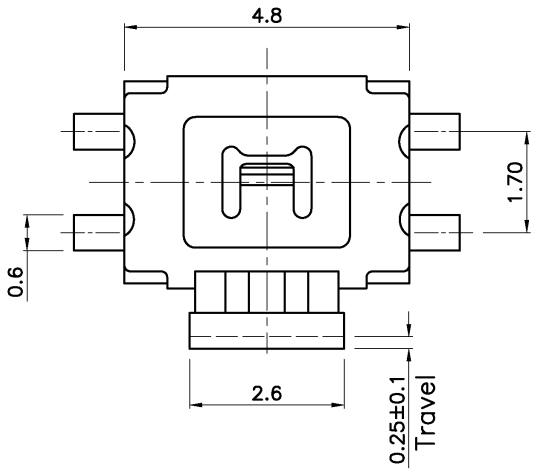

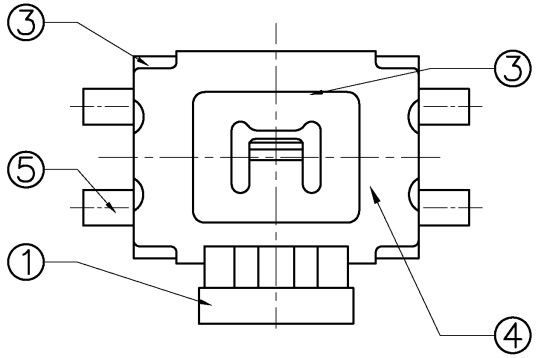

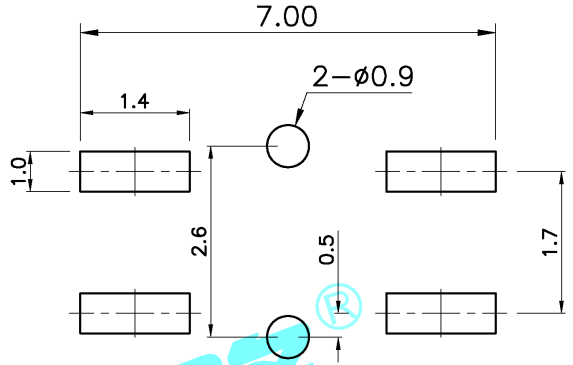

PCB Layout recommended

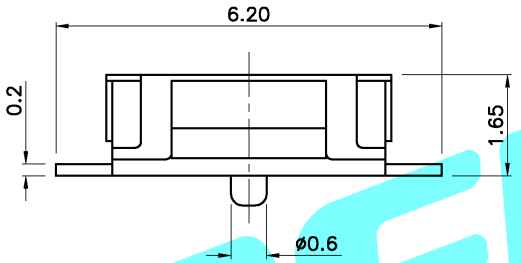

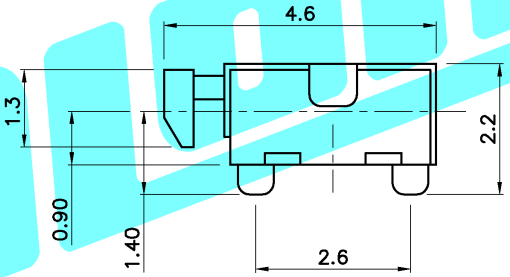

PART NO.
TD-1222SA 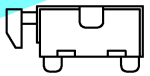
TD-1222SN 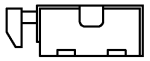

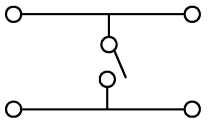

Circuit diagram

NO.1	
PART NO	vigor
1	70±30
2	100±50
3	160±50
4	260±50
5	320±80
6	350±80
7	520±130

NO.2	
PART NO	MATERIAL/QTY
S	SUS/1PC
D	SUS/2PCS

NO.3	
PART NO	NOTE
1~9	SERIAL NUMBER

NO.4	
PART NO	NOTE
B	Bulk
R	Tape&Reel

ITEM	PART NAME	QTY.	MATERIAL	FINISHING
⑤	TERMINAL	4	Phosphor Bronze	Ag-PLATED
④	Shell	1	SUS	Natural
③	Contact	1	Stainless Steel	Ag-PLATED
②	Base	1	NYLON	Black
①	Keystoke	1	NYLON	Black

———	A	———	NEW	———	———	———
ECN NO.	REV.	DATE.	DESCRIPTION.	CHANGE.	CHECK.	APPRO.

APPROVALS		DATE
DRAWN	G.M.Chen	2015/5/19
CHECKED		
APPROVALS		

TOLERANCES ARE: 30~以上 ±0.30; 10~30 ±0.20; 5~10 ±0.15; ~ 5 ±0.10; ANGLE ±2°

DEALON德艺隆® ELECTRONICS CO.,LTD

TITLE: TACT SWITCHES

PART NO. TD-1222SA-AXN-XXX

UNIT: mm | SCALE: 1:1 | SHEET 1 OF 1

DRAWING NO. ——— | PROJ: